

light on your work

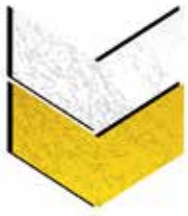
**X-CITY**

4X160W LED - 5,5M



**TRIME**

Lighting Tower Specialist



# X-CITY

4X160W LED - 5,5M

Our engineers know that the market needs a lighting tower that is rugged, long lasting and safe. The X-CITY has been created beginning from these characteristics. It is the best solution to your needs and guarantees 2600 sqm of illuminated area. 26 units can be loaded on a standard truck. To all of this, we added the technology that allows for maximum fuel efficiency and reliability.



5,5m



400 Kg



340°



2600 sqm



41 (l) - 0,5(l/h)

- Multi directionally adjustable and tiltable floodlights
- Telescopic vertical mast 5,5m
- Manual lifting system by winch complete with auto-breaking system
- Galvanized metalworks
- 80 µm powder coating
- Very compact dimensions for easy handling & transportability, up to 26 units per truck
- Central lifting eye, and forklift pockets for effective handling
- Guided main coiled cable to avoid damage during tower operation
- Control panel alarms for engine protection and fuel level indicator
- Circuit breaker for electrical protection against overload
- External emergency stop button
- Certified wind stability up to 110 km/h
- Height adjustable stabilizers
- On board levels for guidance during stabilization
- Winch cover
- 2 retractable galvanized handles

## APPLICATIONS



Special events



Rural & hard to reach areas



Emergency response



Construction & work sites



Gas, oil & mining operations



Military applications



26  
Units Per Truck

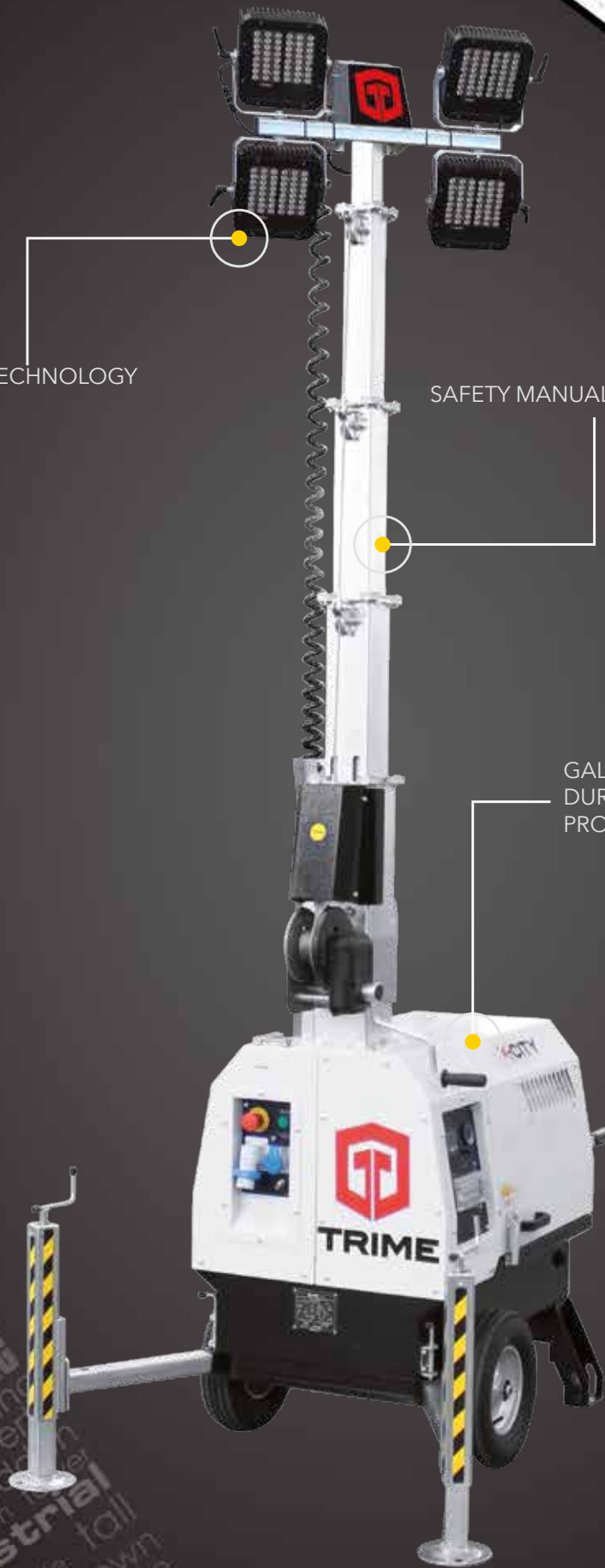


**You can place 26 units on a single vehicle thanks to one of the compactest footprints on the market.**

LED TECHNOLOGY

SAFETY MANUAL VERTICAL MAST

GALVANIZED BODY  
DURABLE ANTI-CORROSION  
PROTECTION



technical data

General	
Dimensions min. (LxWxH) (mm)	1170X866X2297
Dimensions max (LxWxH) (mm)	1635X1226X5500
Dry weight	Kg 400
Engine battery	12 V - 38 Ah
Fuel tank capacity	41 l
Noise level	65dBA 7m

Floodlights	
Type	LED
Floodlights installed	4
Floodlights power	160W
IP level	65

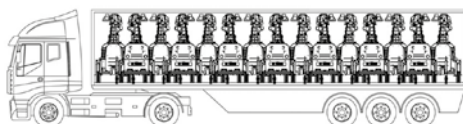
Mast	
Lifting method	Manual
Maximum Height	5500 mm
Maximum Wind Speed	110 km/h

Generator-double isolation	
Model	Linz SP 10M
Rated Output	4,2 kVA
Rated Frequency	50 Hz
Rated Voltage	230 V
Power available to auxiliary socket	3,2 kVA @ cos φ 1

Engine	
Model	Yanmar L70AE
Number of cylinder	1
Displacement	320 cm <sup>3</sup>
Engine speed	3000 rpm
Fuel consumption	0,5 l/h
Average runtime before refueling	82 h
Cooling system	air

Standard load delivery

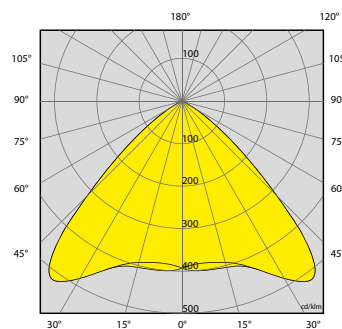
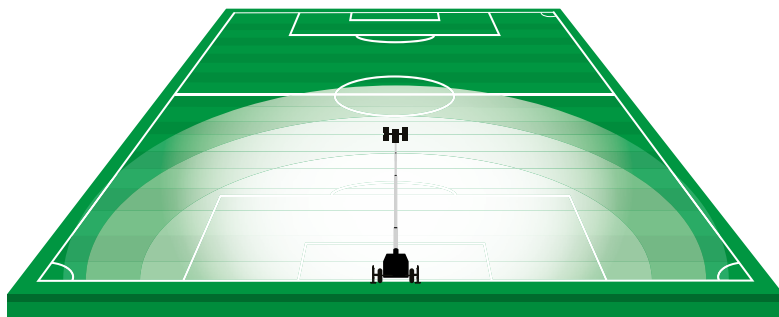
**26 sets**



Units Per Truck

Illuminated area

**2600 sqm**



**TRIME s.r.l.**  
 Strada per Robecco, snc  
 20081 Cassinetta di Lugagnano (MI) - Italy  
 Tel. +39 02 942 1724  
 Sales Dept. +39 0382 406 252  
 www.trime.it - info@trime.it